

Scaled data based on original data using
LM-79-08 Approved Method: Electrical and Photometric Measurements of Solid-
State Lighting Products

Test Report Prepared for
Cooper Lighting Solutions
(formerly Eaton)

Brand: McGRAW-EDISON

Report Number: P227266

Luminaire Tested: **IST-AF-600-LED-E1-SLL**

Issue Date: 3/3/2020

Test Information

Test Method: LM-79-08
Report Number: P227266
TEST IS SCALED FROM IESNA LM-79-08 TEST DATA (P35948)
Test Lab: INNOVATION CENTER-P3
Issue Date: 3/3/2020
Manufacturer: COOPER LIGHTING SOLUTIONS (FORMERLY EATON)
Product Line: MCGRAW-EDISON
Catalog Number: IST-AF-600-LED-E1-SLL
Description: IMPACT ELITE LED TRAPEZOID LUMINAIRE
LIGHT SQUARE WITH ACCULED OPTICS-90° SPILL LIGHT ELIMINATOR LEFT
Light Source: (16) 4000K CCT, 70 CRI LEDs
Ballast/Driver: ELECTRONIC DRIVER

Summary

Lumens per Lamp: N/A
Luminaire Lumens: 3610 lumens
Efficiency: N/A
Efficacy: 107.1 lumens/watt
Luminous Opening: Rectangular (W 0.5' x L: 0.5' x H: 0')
IES Classification: Type IV - Short - Non-Cutoff
BUG Rating: B1 - U1 - G2

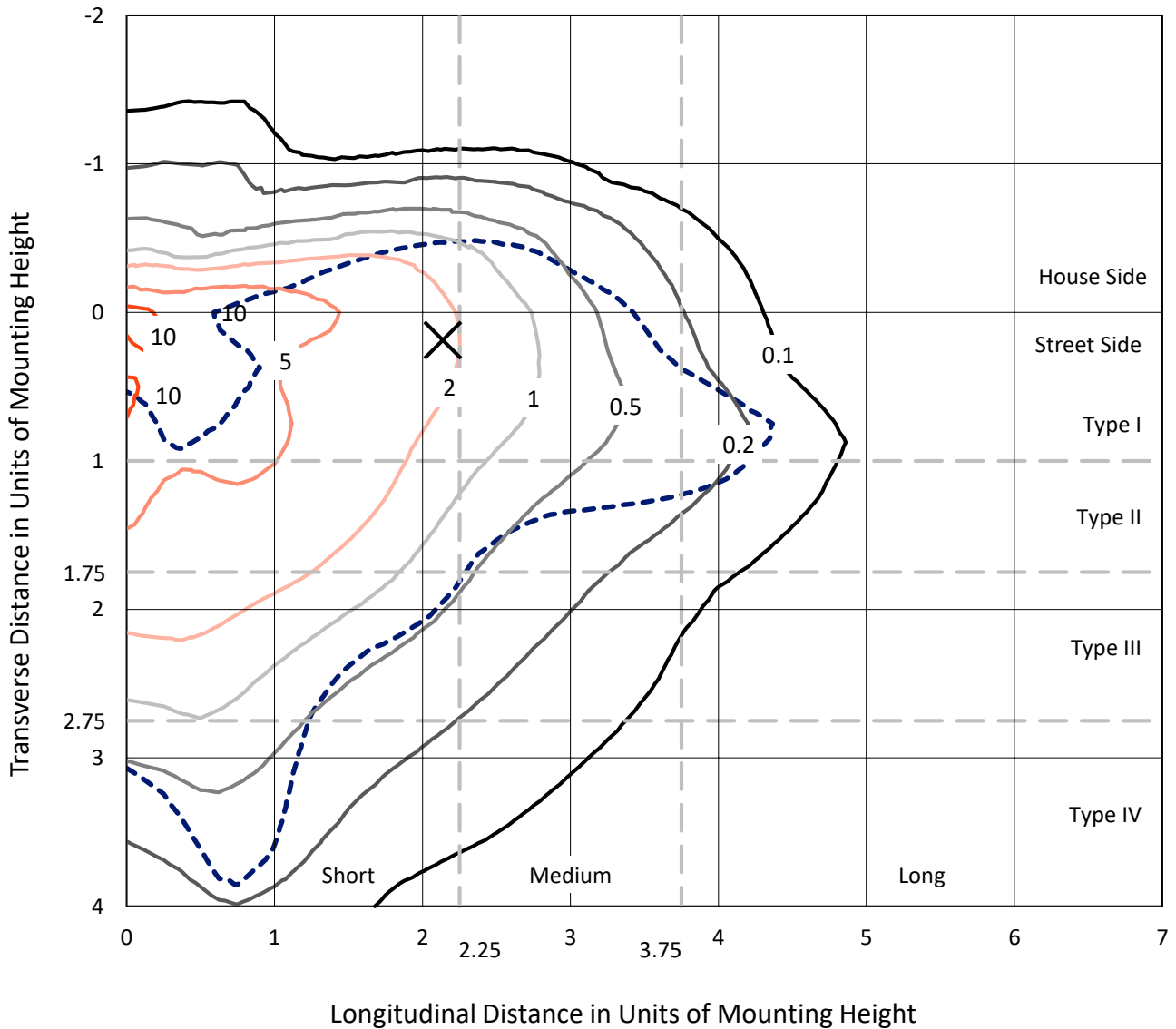
Input Watts (W): 33.7
Input Voltage (V): 120
Input Current (Ain): NR
Voltage Rise (V): NR
Power Factor: NR
Total Harmonic Distortion (THDi): NR
Frequency (hertz): 60
Stabilization Time: NR
Operation Time: NR
Ambient Temperature (°C): NR
Test Distance: 25 FT



REPORT NUMBER: P227266
 CATALOG NUMBER: IST-AF-600-LED-E1-SLL

Iso-Footcandle Lines of Horizontal Illumination

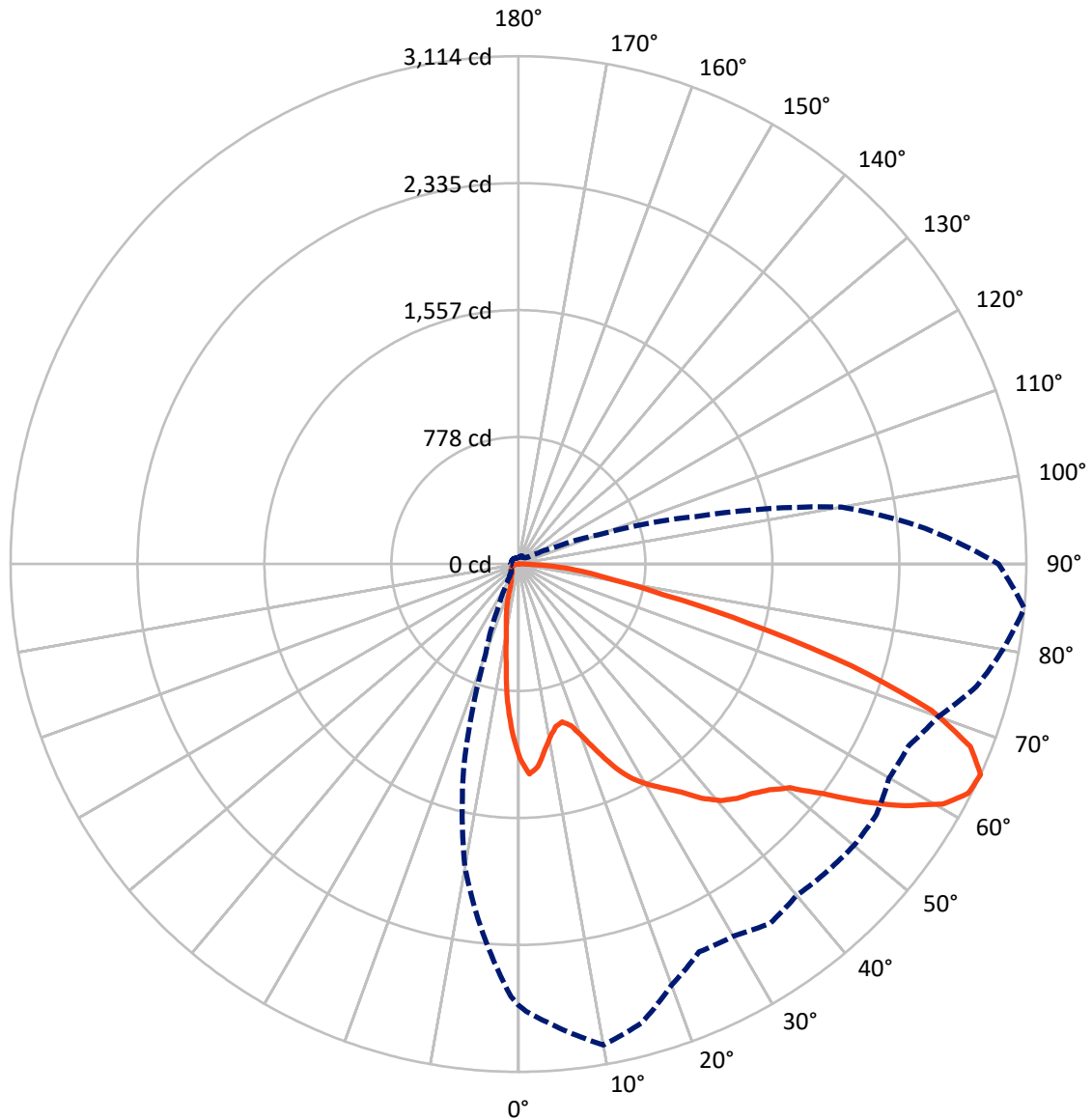
× Max cd
 - - - 1/2 Max cd



Based on 10 foot mounting height. Maximum calculated value = 13 fc
 Type IV - Short - Non-Cutoff

REPORT NUMBER: P227266
CATALOG NUMBER: IST-AF-600-LED-E1-SLL

Luminous Intensity Polar Plot



— Vertical Plane Through 85-Deg Lateral - - - Horizontal Cone Through 65-Deg Vertical

REPORT NUMBER: P227266

CATALOG NUMBER: IST-AF-600-LED-E1-SLL

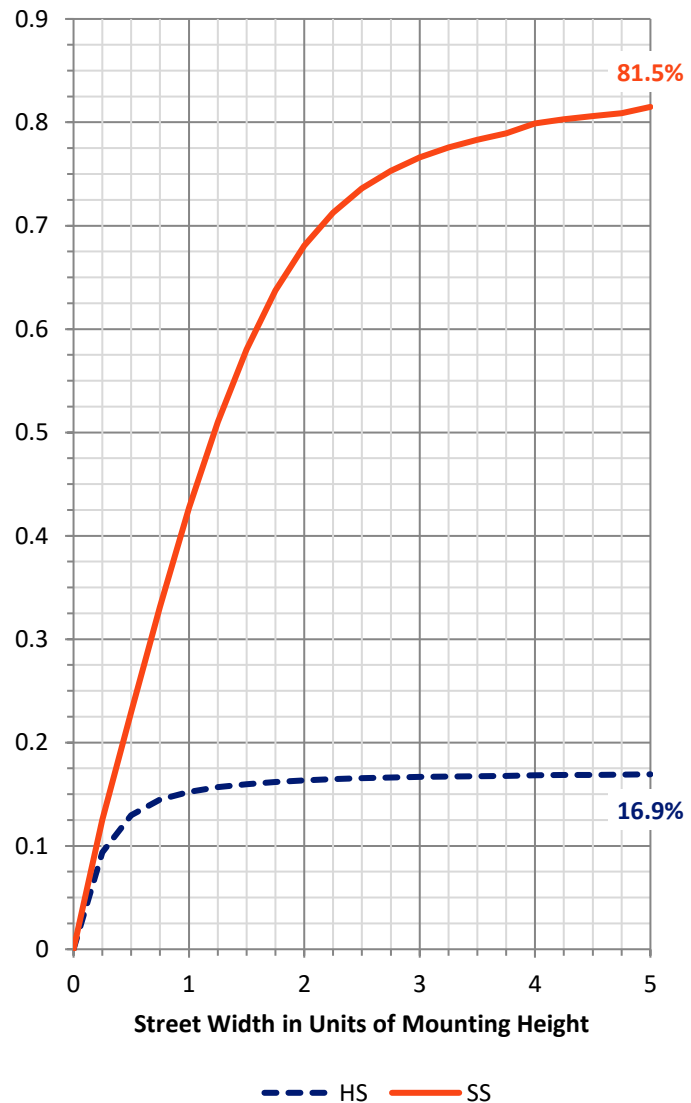
FLUX DISTRIBUTION:

		Downward	Upward	Total
House Side	Lumens	619.2	0.0	619.2
	% Fixture	17.2	0.0	17.2
Street Side	Lumens	2990.6	0.1	2990.8
	% Fixture	82.8	0.0	82.8
Total	Lumens	3609.8	0.2	3610.0
	% Fixture	100.0	0.0	100.0

Coefficient of Utilization

ZONAL LUMENS:

Zone	Lumens	% Fixture
0°-10°	88.4	2.4
10°-20°	170.0	4.7
20°-30°	242.4	6.7
30°-40°	351.7	9.7
40°-50°	503.1	13.9
50°-60°	772.4	21.4
60°-70°	894.1	24.8
70°-80°	456.1	12.6
80°-90°	131.6	3.6
90°-100°	0.2	0.0
100°-110°	0.0	0.0
110°-120°	0.0	0.0
120°-130°	0.0	0.0
130°-140°	0.0	0.0
140°-150°	0.0	0.0
150°-160°	0.0	0.0
160°-170°	0.0	0.0
170°-180°	0.0	0.0
0°-90°	3609.8	100.0
0°-180°	3610.0	100.0



REPORT NUMBER: P227266

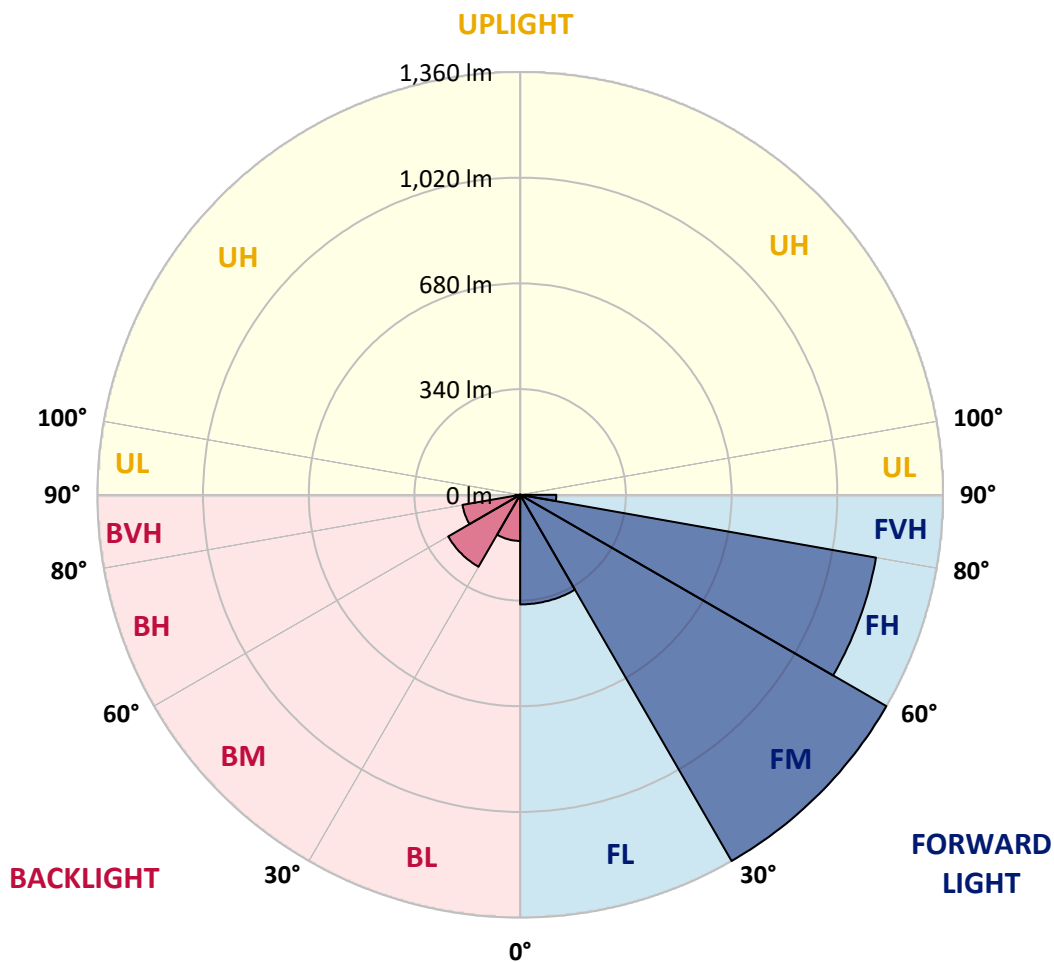
CATALOG NUMBER: IST-AF-600-LED-E1-SLL

LUMINAIRE CLASSIFICATION SYSTEM LUMEN TABLE AND BUG RATING:

Zone		Lumens	% Fixture	Zone Rating/Lumen Limit		
				B	U	G
FL	(0°-30°)	352.6	9.8			
FM	(30°-60°)	1359.8	37.7			
FH	(60°-80°)	1161.9	32.2			G1/1800
FVH	(80°-90°)	116.3	3.2			G2/225
BL	(0°-30°)	148.2	4.1	B1/500		
BM	(30°-60°)	267.4	7.4	B1/1000		
BH	(60°-80°)	188.3	5.2	B1/500		G1/500
BVH	(80°-90°)	15.3	0.4			G1/100
UL	(90°-100°)	0.2	0.0		U1/10	
UH	(100°-180°)	0.0	0.0		U1/10	

BUG Rating: B1-U1-G2

Type IV Short





REPORT NUMBER: P227266

CATALOG NUMBER: IST-AF-600-LED-E1-SLL

CANDELA DISTRIBUTION (FULL):

	0°	1°	5°	10°	15°	20°	25°	30°	35°	40°	45°
0°	1192.6	1192.6	1192.6	1192.6	1192.6	1192.6	1192.6	1192.6	1192.6	1192.6	1192.6
2.5°	1234.5	1235.7	1252.7	1269.2	1289.8	1286.8	1303.8	1316.5	1328.1	1329.9	1338.4
5°	1159.2	1171.4	1209.6	1242.4	1283.7	1315.9	1350.6	1377.9	1398.0	1416.8	1419.2
7.5°	1053.4	1062.5	1106.9	1158.6	1218.1	1260.7	1312.9	1358.5	1390.7	1421.1	1427.7
10°	962.9	971.5	1020.7	1087.5	1139.8	1195.0	1249.1	1286.2	1328.1	1354.2	1367.0
12.5°	919.2	929.6	976.3	1037.1	1090.6	1144.0	1184.7	1216.9	1240.6	1245.4	1249.1
15°	936.2	941.7	993.3	1047.4	1090.0	1116.7	1127.6	1147.0	1145.2	1154.9	1156.8
17.5°	1004.8	1002.4	1057.1	1094.8	1115.4	1112.4	1095.4	1085.0	1066.8	1061.4	1077.2
20°	1122.7	1131.3	1166.5	1189.6	1168.3	1119.1	1072.3	1040.1	1014.6	1006.1	1004.2
22.5°	1260.7	1271.5	1309.9	1297.7	1243.6	1153.7	1068.7	1017.0	985.4	976.3	972.6
25°	1405.2	1412.5	1431.9	1390.7	1314.7	1198.1	1094.1	1021.9	980.0	966.6	964.7
27.5°	1521.8	1529.2	1520.1	1472.6	1362.7	1247.9	1129.4	1043.7	989.1	975.7	969.7
30°	1617.3	1620.9	1590.6	1531.6	1422.2	1303.1	1175.6	1082.0	1018.2	987.9	983.6
32.5°	1724.2	1721.7	1662.8	1581.4	1472.6	1353.0	1228.5	1125.1	1046.2	1009.1	1002.4
35°	1841.4	1820.1	1716.3	1630.6	1507.3	1391.2	1276.4	1170.8	1091.2	1042.0	1033.4
37.5°	1946.0	1924.1	1784.9	1669.6	1541.9	1421.1	1314.1	1229.7	1159.8	1114.8	1111.2
40°	2027.4	2000.6	1837.2	1695.6	1559.0	1442.9	1358.5	1303.8	1257.6	1221.2	1221.2
42.5°	2093.0	2063.8	1888.3	1726.0	1574.1	1476.3	1432.5	1413.7	1404.0	1384.0	1391.2
45°	2156.2	2126.4	1930.1	1745.5	1608.2	1541.3	1547.4	1563.8	1592.9	1581.4	1591.7
47.5°	2216.3	2187.2	1977.6	1776.5	1673.8	1658.0	1689.6	1755.2	1812.3	1857.3	1888.9
50°	2317.2	2282.5	2062.6	1867.6	1777.1	1784.9	1876.1	2004.9	2097.9	2139.1	2136.7
52.5°	2508.5	2459.3	2245.5	2037.7	1924.7	1968.5	2076.0	2238.2	2359.6	2391.9	2404.7
55°	2742.4	2703.6	2509.7	2263.1	2181.0	2196.3	2329.9	2513.4	2607.0	2640.3	2651.3
57.5°	2879.7	2869.4	2747.9	2504.3	2424.7	2418.6	2593.0	2743.0	2823.9	2855.5	2845.7
59°	2911.9	2915.0	2845.7	2675.0	2565.7	2552.3	2729.6	2868.8	2936.3	2946.0	2941.1
60°	2908.9	2925.9	2917.4	2768.5	2655.0	2637.9	2787.3	2919.8	2976.4	2991.5	2974.5
62.5°	2846.4	2875.5	2956.3	2940.5	2857.2	2770.4	2840.8	2936.8	2973.3	2958.7	2946.0
65°	2704.2	2742.4	2854.9	2994.6	2914.4	2746.7	2623.4	2634.3	2689.5	2653.1	2670.7
67.5°	2458.7	2502.4	2562.0	2879.1	2762.5	2481.2	2269.1	2165.3	2139.1	2174.4	2230.2
70°	2000.0	2028.6	2179.2	2627.7	2425.9	2039.5	1773.4	1634.9	1588.7	1670.2	1727.3
72.5°	1410.8	1453.2	1651.9	2174.4	1995.8	1633.7	1342.0	1214.4	1168.3	1171.9	1221.7
75°	858.5	916.2	1154.3	1719.4	1572.9	1251.5	1022.4	930.8	916.8	908.9	900.4
77.5°	566.2	588.1	758.8	1186.5	1060.8	890.1	767.3	805.0	846.9	856.0	867.0
80°	383.9	390.7	492.1	832.4	698.7	657.3	620.3	709.0	788.6	803.1	795.2
82.5°	236.3	256.4	343.3	561.4	557.1	537.7	490.3	559.6	612.4	621.5	637.9
85°	82.0	85.6	210.8	495.7	566.2	572.3	404.0	319.0	358.4	351.8	252.8
87.5°	35.2	39.5	65.6	331.7	383.4	317.1	184.6	164.1	126.3	71.1	68.6
90°	2.5	2.5	1.8	3.1	9.1	6.0	5.4	1.8	0.0	0.0	0.0
92.5°	0.0	0.0	0.0	0.0	0.0	0.0	0.0	0.0	0.0	0.0	0.0
95°	0.0	0.0	0.0	0.0	0.0	0.0	0.0	0.0	0.0	0.0	0.0
97.5°	0.0	0.0	0.0	0.0	0.0	0.0	0.0	0.0	0.0	0.0	0.0
100°	0.0	0.0	0.0	0.0	0.0	0.0	0.0	0.0	0.0	0.0	0.0
102.5°	0.0	0.0	0.0	0.0	0.0	0.0	0.0	0.0	0.0	0.0	0.0
105°	0.0	0.0	0.0	0.0	0.0	0.0	0.0	0.0	0.0	0.0	0.0
107.5°	0.0	0.0	0.0	0.0	0.0	0.0	0.0	0.0	0.0	0.0	0.0



REPORT NUMBER: P227266

CATALOG NUMBER: IST-AF-600-LED-E1-SLL

CANDELA DISTRIBUTION (continued):

	0°	1°	5°	10°	15°	20°	25°	30°	35°	40°	45°
110°	0.0	0.0	0.0	0.0	0.0	0.0	0.0	0.0	0.0	0.0	0.0
112.5°	0.0	0.0	0.0	0.0	0.0	0.0	0.0	0.0	0.0	0.0	0.0
115°	0.0	0.0	0.0	0.0	0.0	0.0	0.0	0.0	0.0	0.0	0.0
117.5°	0.0	0.0	0.0	0.0	0.0	0.0	0.0	0.0	0.0	0.0	0.0
120°	0.0	0.0	0.0	0.0	0.0	0.0	0.0	0.0	0.0	0.0	0.0
122.5°	0.0	0.0	0.0	0.0	0.0	0.0	0.0	0.0	0.0	0.0	0.0
125°	0.0	0.0	0.0	0.0	0.0	0.0	0.0	0.0	0.0	0.0	0.0
127.5°	0.0	0.0	0.0	0.0	0.0	0.0	0.0	0.0	0.0	0.0	0.0
130°	0.0	0.0	0.0	0.0	0.0	0.0	0.0	0.0	0.0	0.0	0.0
132.5°	0.0	0.0	0.0	0.0	0.0	0.0	0.0	0.0	0.0	0.0	0.0
135°	0.0	0.0	0.0	0.0	0.0	0.0	0.0	0.0	0.0	0.0	0.0
137.5°	0.0	0.0	0.0	0.0	0.0	0.0	0.0	0.0	0.0	0.0	0.0
140°	0.0	0.0	0.0	0.0	0.0	0.0	0.0	0.0	0.0	0.0	0.0
142.5°	0.0	0.0	0.0	0.0	0.0	0.0	0.0	0.0	0.0	0.0	0.0
145°	0.0	0.0	0.0	0.0	0.0	0.0	0.0	0.0	0.0	0.0	0.0
147.5°	0.0	0.0	0.0	0.0	0.0	0.0	0.0	0.0	0.0	0.0	0.0
150°	0.0	0.0	0.0	0.0	0.0	0.0	0.0	0.0	0.0	0.0	0.0
152.5°	0.0	0.0	0.0	0.0	0.0	0.0	0.0	0.0	0.0	0.0	0.0
155°	0.0	0.0	0.0	0.0	0.0	0.0	0.0	0.0	0.0	0.0	0.0
157.5°	0.0	0.0	0.0	0.0	0.0	0.0	0.0	0.0	0.0	0.0	0.0
160°	0.0	0.0	0.0	0.0	0.0	0.0	0.0	0.0	0.0	0.0	0.0
162.5°	0.0	0.0	0.0	0.0	0.0	0.0	0.0	0.0	0.0	0.0	0.0
165°	0.0	0.0	0.0	0.0	0.0	0.0	0.0	0.0	0.0	0.0	0.0
167.5°	0.0	0.0	0.0	0.0	0.0	0.0	0.0	0.0	0.0	0.0	0.0
170°	0.0	0.0	0.0	0.0	0.0	0.0	0.0	0.0	0.0	0.0	0.0
172.5°	0.0	0.0	0.0	0.0	0.0	0.0	0.0	0.0	0.0	0.0	0.0
175°	0.0	0.0	0.0	0.0	0.0	0.0	0.0	0.0	0.0	0.0	0.0
177.5°	0.0	0.0	0.0	0.0	0.0	0.0	0.0	0.0	0.0	0.0	0.0
180°	0.0	0.0	0.0	0.0	0.0	0.0	0.0	0.0	0.0	0.0	0.0



REPORT NUMBER: P227266

CATALOG NUMBER: IST-AF-600-LED-E1-SLL

CANDELA DISTRIBUTION (continued):

	50°	55°	60°	65°	70°	75°	80°	85°	90°	95°	100°
0°	1192.6	1192.6	1192.6	1192.6	1192.6	1192.6	1192.6	1192.6	1192.6	1192.6	1192.6
2.5°	1336.6	1328.7	1333.5	1326.9	1315.9	1308.7	1300.2	1289.2	1276.4	1259.5	1242.4
5°	1413.7	1407.7	1392.4	1370.7	1340.3	1314.7	1284.3	1248.5	1218.7	1180.5	1144.6
7.5°	1420.5	1410.8	1382.7	1342.0	1295.3	1247.9	1212.0	1153.7	1116.0	1055.3	1014.6
10°	1359.7	1360.3	1332.3	1294.0	1245.4	1189.6	1137.9	1074.1	1018.9	956.9	888.8
12.5°	1270.4	1278.9	1280.1	1246.1	1198.7	1139.8	1082.0	1021.3	952.6	886.4	823.8
15°	1168.9	1193.2	1195.0	1186.5	1161.7	1111.8	1059.0	1004.2	934.4	862.1	791.7
17.5°	1078.4	1101.5	1122.7	1142.1	1143.4	1119.7	1087.5	1040.8	970.9	885.8	803.1
20°	1009.8	1034.6	1071.1	1106.9	1146.4	1158.6	1161.0	1131.3	1056.5	952.6	840.9
22.5°	981.2	1010.4	1047.4	1114.8	1184.7	1227.8	1252.1	1252.1	1173.7	1052.2	902.8
25°	975.1	998.8	1055.3	1139.2	1232.7	1308.0	1354.2	1385.2	1328.7	1180.5	979.4
27.5°	979.4	1011.6	1081.5	1167.1	1264.9	1361.4	1437.5	1491.5	1438.7	1267.9	1050.5
30°	996.4	1044.3	1116.7	1205.3	1306.2	1408.3	1500.1	1568.7	1529.8	1347.5	1117.9
32.5°	1026.1	1084.4	1166.5	1246.7	1346.9	1457.5	1548.0	1638.6	1610.0	1402.8	1153.7
35°	1070.5	1139.2	1213.8	1294.6	1390.7	1501.2	1597.8	1716.3	1706.0	1472.0	1189.6
37.5°	1142.1	1212.6	1281.3	1350.6	1441.6	1549.3	1669.6	1820.8	1812.3	1574.7	1247.3
40°	1268.6	1309.9	1360.9	1405.2	1490.8	1593.6	1722.3	1907.1	1937.5	1662.8	1298.3
42.5°	1425.3	1449.6	1464.1	1476.3	1520.1	1616.7	1760.6	1964.8	2014.6	1728.5	1337.8
45°	1625.2	1617.9	1588.7	1560.7	1555.9	1630.1	1778.3	2007.3	2075.4	1792.2	1377.9
47.5°	1861.5	1845.7	1766.1	1674.4	1623.3	1654.3	1809.3	2069.8	2150.0	1876.1	1427.7
50°	2134.3	2097.3	1967.2	1812.3	1718.1	1723.0	1887.7	2156.8	2248.5	1985.4	1520.7
52.5°	2387.1	2320.8	2165.9	1961.1	1826.3	1842.6	2028.6	2336.6	2450.2	2166.5	1676.8
55°	2610.0	2524.9	2357.9	2133.7	2011.5	2040.1	2254.0	2574.8	2682.3	2382.1	1834.8
57.5°	2799.5	2709.0	2544.4	2347.0	2195.0	2218.8	2455.1	2795.9	2868.1	2576.0	1986.1
59°	2885.8	2796.5	2644.6	2462.3	2320.2	2370.0	2597.3	2905.9	2936.8	2650.7	2043.8
60°	2927.7	2838.4	2704.8	2526.8	2396.8	2462.3	2672.6	2989.1	2962.4	2661.6	2065.6
62.5°	2924.7	2862.1	2774.0	2652.5	2628.8	2738.1	2917.4	3096.1	2980.0	2630.0	2079.6
65°	2684.7	2679.2	2624.6	2638.5	2737.5	2906.5	3016.5	3113.7	2943.5	2504.3	2012.1
67.5°	2239.3	2261.8	2269.1	2354.8	2586.3	2873.1	2969.6	2988.4	2785.0	2235.1	1802.5
70°	1729.1	1679.3	1761.2	1912.5	2246.1	2615.5	2752.8	2687.2	2460.5	1871.8	1472.0
72.5°	1224.2	1238.8	1356.6	1552.8	1892.5	2275.2	2490.3	2132.4	1851.1	1401.0	1043.7
75°	921.1	989.7	1046.8	1218.7	1537.1	1949.0	2126.4	1466.0	1206.0	966.0	682.9
77.5°	882.7	877.3	833.5	870.0	1108.2	1365.1	1517.0	914.9	755.1	631.9	412.6
80°	815.9	769.2	689.6	654.3	698.1	876.7	962.9	588.1	502.5	441.7	232.7
82.5°	633.1	601.5	517.6	515.2	582.1	622.8	662.3	416.8	377.9	357.8	142.8
85°	401.6	412.6	422.9	515.8	645.8	653.2	515.2	254.0	199.3	280.7	91.1
87.5°	119.1	193.8	235.1	399.2	582.1	583.8	387.6	83.3	74.8	87.5	52.9
90°	0.0	0.0	0.0	0.0	0.0	0.0	0.6	0.0	0.0	0.0	0.0
92.5°	0.0	0.0	0.0	0.0	0.0	0.0	0.0	0.0	0.0	0.0	0.0
95°	0.0	0.0	0.0	0.0	0.0	0.0	0.0	0.0	0.0	0.0	0.0
97.5°	0.0	0.0	0.0	0.0	0.0	0.0	0.0	0.0	0.0	0.0	0.0
100°	0.0	0.0	0.0	0.0	0.0	0.0	0.0	0.0	0.0	0.0	0.0
102.5°	0.0	0.0	0.0	0.0	0.0	0.0	0.0	0.0	0.0	0.0	0.0
105°	0.0	0.0	0.0	0.0	0.0	0.0	0.0	0.0	0.0	0.0	0.0
107.5°	0.0	0.0	0.0	0.0	0.0	0.0	0.0	0.0	0.0	0.0	0.0



REPORT NUMBER: P227266

CATALOG NUMBER: IST-AF-600-LED-E1-SLL

CANDELA DISTRIBUTION (continued):

	50°	55°	60°	65°	70°	75°	80°	85°	90°	95°	100°
110°	0.0	0.0	0.0	0.0	0.0	0.0	0.0	0.0	0.0	0.0	0.0
112.5°	0.0	0.0	0.0	0.0	0.0	0.0	0.0	0.0	0.0	0.0	0.0
115°	0.0	0.0	0.0	0.0	0.0	0.0	0.0	0.0	0.0	0.0	0.0
117.5°	0.0	0.0	0.0	0.0	0.0	0.0	0.0	0.0	0.0	0.0	0.0
120°	0.0	0.0	0.0	0.0	0.0	0.0	0.0	0.0	0.0	0.0	0.0
122.5°	0.0	0.0	0.0	0.0	0.0	0.0	0.0	0.0	0.0	0.0	0.0
125°	0.0	0.0	0.0	0.0	0.0	0.0	0.0	0.0	0.0	0.0	0.0
127.5°	0.0	0.0	0.0	0.0	0.0	0.0	0.0	0.0	0.0	0.0	0.0
130°	0.0	0.0	0.0	0.0	0.0	0.0	0.0	0.0	0.0	0.0	0.0
132.5°	0.0	0.0	0.0	0.0	0.0	0.0	0.0	0.0	0.0	0.0	0.0
135°	0.0	0.0	0.0	0.0	0.0	0.0	0.0	0.0	0.0	0.0	0.0
137.5°	0.0	0.0	0.0	0.0	0.0	0.0	0.0	0.0	0.0	0.0	0.0
140°	0.0	0.0	0.0	0.0	0.0	0.0	0.0	0.0	0.0	0.0	0.0
142.5°	0.0	0.0	0.0	0.0	0.0	0.0	0.0	0.0	0.0	0.0	0.0
145°	0.0	0.0	0.0	0.0	0.0	0.0	0.0	0.0	0.0	0.0	0.0
147.5°	0.0	0.0	0.0	0.0	0.0	0.0	0.0	0.0	0.0	0.0	0.0
150°	0.0	0.0	0.0	0.0	0.0	0.0	0.0	0.0	0.0	0.0	0.0
152.5°	0.0	0.0	0.0	0.0	0.0	0.0	0.0	0.0	0.0	0.0	0.0
155°	0.0	0.0	0.0	0.0	0.0	0.0	0.0	0.0	0.0	0.0	0.0
157.5°	0.0	0.0	0.0	0.0	0.0	0.0	0.0	0.0	0.0	0.0	0.0
160°	0.0	0.0	0.0	0.0	0.0	0.0	0.0	0.0	0.0	0.0	0.0
162.5°	0.0	0.0	0.0	0.0	0.0	0.0	0.0	0.0	0.0	0.0	0.0
165°	0.0	0.0	0.0	0.0	0.0	0.0	0.0	0.0	0.0	0.0	0.0
167.5°	0.0	0.0	0.0	0.0	0.0	0.0	0.0	0.0	0.0	0.0	0.0
170°	0.0	0.0	0.0	0.0	0.0	0.0	0.0	0.0	0.0	0.0	0.0
172.5°	0.0	0.0	0.0	0.0	0.0	0.0	0.0	0.0	0.0	0.0	0.0
175°	0.0	0.0	0.0	0.0	0.0	0.0	0.0	0.0	0.0	0.0	0.0
177.5°	0.0	0.0	0.0	0.0	0.0	0.0	0.0	0.0	0.0	0.0	0.0
180°	0.0	0.0	0.0	0.0	0.0	0.0	0.0	0.0	0.0	0.0	0.0



REPORT NUMBER: P227266

CATALOG NUMBER: IST-AF-600-LED-E1-SLL

CANDELA DISTRIBUTION (continued):

	105°	110°	115°	120°	125°	130°	135°	140°	145°	150°	155°
0°	1192.6	1192.6	1192.6	1192.6	1192.6	1192.6	1192.6	1192.6	1192.6	1192.6	1192.6
2.5°	1224.8	1222.3	1205.3	1176.8	1179.3	1165.9	1148.9	1121.6	1116.0	1100.9	1098.4
5°	1114.2	1085.7	1048.6	1003.6	986.6	963.5	939.9	922.8	901.6	882.2	908.3
7.5°	966.6	924.6	881.6	834.1	806.8	769.2	749.1	710.2	681.7	676.2	653.7
10°	843.2	790.4	741.2	698.7	647.6	612.4	586.9	565.6	546.2	522.5	507.9
12.5°	761.3	701.7	649.5	596.6	572.3	543.2	527.3	507.3	479.4	459.3	439.9
15°	724.1	659.8	602.7	556.5	521.3	493.9	466.0	441.7	411.3	388.8	366.3
17.5°	719.3	635.5	563.2	511.6	473.3	443.6	406.4	374.2	337.2	312.3	293.5
20°	724.8	617.2	526.7	459.3	420.4	368.2	333.6	294.1	257.6	224.7	195.0
22.5°	746.7	607.5	490.9	416.8	359.1	299.5	262.5	212.1	181.1	149.5	137.9
25°	776.4	601.5	459.9	370.0	297.1	238.1	187.7	145.8	131.9	124.0	119.7
27.5°	808.0	590.5	425.2	326.8	247.2	175.5	140.3	122.8	117.2	113.0	110.0
30°	831.8	569.3	382.8	280.7	196.8	150.1	125.1	113.6	110.0	105.1	102.1
32.5°	842.1	536.4	344.4	236.9	165.8	128.8	109.4	102.7	99.0	94.7	93.0
35°	840.3	499.4	325.0	219.9	151.9	114.3	96.0	91.8	86.8	82.7	78.4
37.5°	842.1	465.3	309.9	215.6	145.8	103.3	87.5	84.5	80.8	76.5	72.9
40°	849.4	446.5	302.6	206.5	141.0	99.0	80.8	77.7	77.1	72.3	69.3
42.5°	852.4	448.4	298.9	193.8	128.8	97.8	80.8	74.2	74.2	70.5	66.8
45°	848.7	461.8	301.4	186.5	119.7	91.8	85.0	74.2	72.3	69.3	65.6
47.5°	859.7	471.5	301.4	185.3	113.6	85.6	80.8	81.4	73.6	69.9	64.4
50°	904.6	480.6	295.2	183.5	111.8	79.6	76.5	80.2	82.7	71.1	65.0
52.5°	984.2	492.1	288.6	180.4	109.4	74.8	71.1	75.3	84.5	74.8	65.0
55°	1065.6	512.8	284.3	175.5	105.7	71.7	64.4	72.3	77.1	74.2	64.4
57.5°	1152.5	535.2	280.1	164.1	97.2	68.6	62.0	63.2	69.3	71.7	62.6
59°	1178.6	546.2	276.4	155.5	89.9	66.2	60.1	58.3	62.0	68.6	61.4
60°	1197.5	546.8	272.2	148.2	85.6	65.0	58.9	56.5	57.7	70.5	62.0
62.5°	1199.3	546.2	258.8	133.1	77.1	62.6	57.1	54.1	52.9	58.9	63.2
65°	1123.9	520.7	234.5	125.1	77.7	60.1	54.1	51.7	49.2	50.4	54.7
67.5°	983.0	455.0	209.0	126.9	82.0	58.3	51.7	49.2	47.4	46.1	48.0
70°	743.6	377.9	201.7	131.2	85.6	57.1	48.0	45.5	44.4	43.8	43.8
72.5°	515.2	311.1	193.8	134.3	88.7	56.5	44.4	41.9	41.3	40.7	40.7
75°	331.7	226.0	160.4	114.3	80.8	51.7	40.1	37.6	37.0	36.4	37.0
77.5°	196.2	157.9	117.8	80.2	58.9	41.3	34.7	32.8	32.8	32.8	33.5
80°	108.7	93.6	78.4	51.7	41.9	31.0	28.5	26.7	26.7	27.3	28.5
82.5°	65.0	51.7	44.4	32.8	28.5	21.9	21.3	20.0	20.7	21.3	22.5
85°	42.6	32.8	26.7	21.9	19.4	14.0	12.2	12.8	13.4	14.6	15.1
87.5°	23.7	18.2	14.6	12.8	11.6	6.0	4.9	4.9	6.0	7.3	8.5
90°	0.0	0.0	0.0	0.0	0.0	0.0	0.0	0.0	0.0	0.0	0.0
92.5°	0.0	0.0	0.0	0.0	0.0	0.0	0.0	0.0	0.0	0.0	0.0
95°	0.0	0.0	0.0	0.0	0.0	0.0	0.0	0.0	0.0	0.0	0.0
97.5°	0.0	0.0	0.0	0.0	0.0	0.0	0.0	0.0	0.0	0.0	0.0
100°	0.0	0.0	0.0	0.0	0.0	0.0	0.0	0.0	0.0	0.0	0.0
102.5°	0.0	0.0	0.0	0.0	0.0	0.0	0.0	0.0	0.0	0.0	0.0
105°	0.0	0.0	0.0	0.0	0.0	0.0	0.0	0.0	0.0	0.0	0.0
107.5°	0.0	0.0	0.0	0.0	0.0	0.0	0.0	0.0	0.0	0.0	0.0



REPORT NUMBER: P227266
 CATALOG NUMBER: IST-AF-600-LED-E1-SLL

REPORT N
 CATALOG

CANDELA DISTRIBUTION (continued):

CANDELA

	105°	110°	115°	120°	125°	130°	135°	140°	145°	150°	155°	
110°	0.0	0.0	0.0	0.0	0.0	0.0	0.0	0.0	0.0	0.0	0.0	0°
112.5°	0.0	0.0	0.0	0.0	0.0	0.0	0.0	0.0	0.0	0.0	0.0	2.5°
115°	0.0	0.0	0.0	0.0	0.0	0.0	0.0	0.0	0.0	0.0	0.0	5°
117.5°	0.0	0.0	0.0	0.0	0.0	0.0	0.0	0.0	0.0	0.0	0.0	7.5°
120°	0.0	0.0	0.0	0.0	0.0	0.0	0.0	0.0	0.0	0.0	0.0	10°
122.5°	0.0	0.0	0.0	0.0	0.0	0.0	0.0	0.0	0.0	0.0	0.0	12.5°
125°	0.0	0.0	0.0	0.0	0.0	0.0	0.0	0.0	0.0	0.0	0.0	15°
127.5°	0.0	0.0	0.0	0.0	0.0	0.0	0.0	0.0	0.0	0.0	0.0	17.5°
130°	0.0	0.0	0.0	0.0	0.0	0.0	0.0	0.0	0.0	0.0	0.0	20°
132.5°	0.0	0.0	0.0	0.0	0.0	0.0	0.0	0.0	0.0	0.0	0.0	22.5°
135°	0.0	0.0	0.0	0.0	0.0	0.0	0.0	0.0	0.0	0.0	0.0	25°
137.5°	0.0	0.0	0.0	0.0	0.0	0.0	0.0	0.0	0.0	0.0	0.0	27.5°
140°	0.0	0.0	0.0	0.0	0.0	0.0	0.0	0.0	0.0	0.0	0.0	30°
142.5°	0.0	0.0	0.0	0.0	0.0	0.0	0.0	0.0	0.0	0.0	0.0	32.5°
145°	0.0	0.0	0.0	0.0	0.0	0.0	0.0	0.0	0.0	0.0	0.0	35°
147.5°	0.0	0.0	0.0	0.0	0.0	0.0	0.0	0.0	0.0	0.0	0.0	37.5°
150°	0.0	0.0	0.0	0.0	0.0	0.0	0.0	0.0	0.0	0.0	0.0	40°
152.5°	0.0	0.0	0.0	0.0	0.0	0.0	0.0	0.0	0.0	0.0	0.0	42.5°
155°	0.0	0.0	0.0	0.0	0.0	0.0	0.0	0.0	0.0	0.0	0.0	45°
157.5°	0.0	0.0	0.0	0.0	0.0	0.0	0.0	0.0	0.0	0.0	0.0	47.5°
160°	0.0	0.0	0.0	0.0	0.0	0.0	0.0	0.0	0.0	0.0	0.0	50°
162.5°	0.0	0.0	0.0	0.0	0.0	0.0	0.0	0.0	0.0	0.0	0.0	52.5°
165°	0.0	0.0	0.0	0.0	0.0	0.0	0.0	0.0	0.0	0.0	0.0	55°
167.5°	0.0	0.0	0.0	0.0	0.0	0.0	0.0	0.0	0.0	0.0	0.0	57.5°
170°	0.0	0.0	0.0	0.0	0.0	0.0	0.0	0.0	0.0	0.0	0.0	59°
172.5°	0.0	0.0	0.0	0.0	0.0	0.0	0.0	0.0	0.0	0.0	0.0	60°
175°	0.0	0.0	0.0	0.0	0.0	0.0	0.0	0.0	0.0	0.0	0.0	62.5°
177.5°	0.0	0.0	0.0	0.0	0.0	0.0	0.0	0.0	0.0	0.0	0.0	65°
180°	0.0	0.0	0.0	0.0	0.0	0.0	0.0	0.0	0.0	0.0	0.0	67.5°
												70°
												72.5°
												75°
												77.5°
												80°
												82.5°
												85°
												87.5°
												90°
												92.5°
												95°
												97.5°
												100°
												102.5°
												105°
												107.5°

'227266
 IST-AF-600-LED-E1-SLL

REPORT NUMBER: P227266
 CATALOG NUMBER: IST-AF-60

TION (continued):

CANDELA DISTRIBUTION (con

165°	170°	175°	180°	185°	190°	195°	200°	205°	210°		215°	220°
0.0	0.0	0.0	0.0	0.0	0.0	0.0	0.0	0.0	0.0	0°	1192.6	1192.6
0.0	0.0	0.0	0.0	0.0	0.0	0.0	0.0	0.0	0.0	2.5°	1033.4	1032.8
0.0	0.0	0.0	0.0	0.0	0.0	0.0	0.0	0.0	0.0	5°	848.1	842.6
0.0	0.0	0.0	0.0	0.0	0.0	0.0	0.0	0.0	0.0	7.5°	657.3	677.4
0.0	0.0	0.0	0.0	0.0	0.0	0.0	0.0	0.0	0.0	10°	473.8	487.8
0.0	0.0	0.0	0.0	0.0	0.0	0.0	0.0	0.0	0.0	12.5°	329.9	337.2
0.0	0.0	0.0	0.0	0.0	0.0	0.0	0.0	0.0	0.0	15°	227.2	241.8
0.0	0.0	0.0	0.0	0.0	0.0	0.0	0.0	0.0	0.0	17.5°	176.8	178.6
0.0	0.0	0.0	0.0	0.0	0.0	0.0	0.0	0.0	0.0	20°	145.8	147.0
0.0	0.0	0.0	0.0	0.0	0.0	0.0	0.0	0.0	0.0	22.5°	129.4	131.9
0.0	0.0	0.0	0.0	0.0	0.0	0.0	0.0	0.0	0.0	25°	108.7	111.2
0.0	0.0	0.0	0.0	0.0	0.0	0.0	0.0	0.0	0.0	27.5°	96.0	98.4
0.0	0.0	0.0	0.0	0.0	0.0	0.0	0.0	0.0	0.0	30°	88.1	89.3
0.0	0.0	0.0	0.0	0.0	0.0	0.0	0.0	0.0	0.0	32.5°	80.2	80.2
0.0	0.0	0.0	0.0	0.0	0.0	0.0	0.0	0.0	0.0	35°	73.6	74.2
0.0	0.0	0.0	0.0	0.0	0.0	0.0	0.0	0.0	0.0	37.5°	68.6	69.9
0.0	0.0	0.0	0.0	0.0	0.0	0.0	0.0	0.0	0.0	40°	64.4	65.0
0.0	0.0	0.0	0.0	0.0	0.0	0.0	0.0	0.0	0.0	42.5°	58.3	59.5
0.0	0.0	0.0	0.0	0.0	0.0	0.0	0.0	0.0	0.0	45°	52.9	53.5
0.0	0.0	0.0	0.0	0.0	0.0	0.0	0.0	0.0	0.0	47.5°	49.2	49.2
0.0	0.0	0.0	0.0	0.0	0.0	0.0	0.0	0.0	0.0	50°	46.7	47.4
0.0	0.0	0.0	0.0	0.0	0.0	0.0	0.0	0.0	0.0	52.5°	45.5	46.1
0.0	0.0	0.0	0.0	0.0	0.0	0.0	0.0	0.0	0.0	55°	44.9	46.1
0.0	0.0	0.0	0.0	0.0	0.0	0.0	0.0	0.0	0.0	57.5°	44.9	45.5
0.0	0.0	0.0	0.0	0.0	0.0	0.0	0.0	0.0	0.0	59°	44.4	44.9
0.0	0.0	0.0	0.0	0.0	0.0	0.0	0.0	0.0	0.0	60°	44.4	45.5
0.0	0.0	0.0	0.0	0.0	0.0	0.0	0.0	0.0	0.0	62.5°	42.6	43.8
0.0	0.0	0.0	0.0	0.0	0.0	0.0	0.0	0.0	0.0	65°	41.3	42.6
0.0	0.0	0.0	0.0	0.0	0.0	0.0	0.0	0.0	0.0	67.5°	39.5	41.3
										70°	37.6	39.5
										72.5°	35.2	37.6
										75°	32.8	34.7
										77.5°	29.8	31.6
										80°	26.1	26.7
										82.5°	21.9	21.9
										85°	16.4	14.6
										87.5°	9.1	9.7
										90°	0.0	0.0
										92.5°	0.0	0.0
										95°	0.0	0.0
										97.5°	0.0	0.0
										100°	0.0	0.0
										102.5°	0.0	0.0
										105°	0.0	0.0
										107.5°	0.0	0.0



REPORT NUMBER: P227266

CATALOG NUMBER: IST-AF-600-LED-E1-S

0-LED-E1-SLL

tinued):

CANDELA DISTRIBUTION (continued):

225°	230°	235°	240°	245°	250°	255°	260°	265°		215°	220°	225°
1192.6	1192.6	1192.6	1192.6	1192.6	1192.6	1192.6	1192.6	1192.6	110°	0.0	0.0	0.0
1020.1	1020.1	1038.3	1040.1	1018.9	1024.3	1034.6	1022.4	1035.8	112.5°	0.0	0.0	0.0
856.0	848.7	849.4	844.4	852.9	843.2	853.6	850.0	846.9	115°	0.0	0.0	0.0
664.6	677.4	668.3	650.7	664.6	653.7	633.1	634.8	611.8	117.5°	0.0	0.0	0.0
499.4	490.3	485.4	476.9	454.4	458.7	435.6	439.3	447.1	120°	0.0	0.0	0.0
344.4	337.8	345.7	340.2	331.1	333.0	337.8	342.7	355.4	122.5°	0.0	0.0	0.0
241.8	238.8	236.9	240.6	250.9	256.4	264.2	278.9	286.1	125°	0.0	0.0	0.0
181.7	182.3	180.4	185.9	194.5	198.7	200.5	201.7	210.2	127.5°	0.0	0.0	0.0
150.1	152.5	151.9	153.7	151.3	148.8	150.7	147.0	144.0	130°	0.0	0.0	0.0
131.2	131.9	128.8	128.2	124.6	121.5	119.1	119.1	117.8	132.5°	0.0	0.0	0.0
111.2	111.8	108.7	108.7	108.1	110.0	108.7	106.3	105.7	135°	0.0	0.0	0.0
99.6	98.4	96.6	96.6	95.3	95.3	96.0	96.6	96.0	137.5°	0.0	0.0	0.0
89.3	88.1	87.5	88.1	87.5	88.1	88.7	88.1	88.7	140°	0.0	0.0	0.0
82.0	80.8	80.8	81.4	80.8	81.4	81.4	81.4	80.8	142.5°	0.0	0.0	0.0
75.9	74.8	74.8	74.8	74.2	72.9	71.7	69.9	68.0	145°	0.0	0.0	0.0
71.1	70.5	69.3	68.6	66.8	63.2	62.0	62.0	62.0	147.5°	0.0	0.0	0.0
66.8	65.6	65.0	62.6	60.1	58.9	58.9	58.9	58.9	150°	0.0	0.0	0.0
61.4	59.5	58.3	57.7	57.1	57.1	56.5	56.5	56.5	152.5°	0.0	0.0	0.0
54.7	54.1	54.1	54.7	54.7	54.7	54.7	54.1	54.7	155°	0.0	0.0	0.0
50.4	50.4	51.0	51.7	52.3	52.9	53.5	52.9	53.5	157.5°	0.0	0.0	0.0
48.6	48.6	48.6	49.8	50.4	51.0	52.3	52.3	52.3	160°	0.0	0.0	0.0
47.4	47.4	48.0	48.6	49.2	49.8	50.4	51.0	51.7	162.5°	0.0	0.0	0.0
46.7	47.4	46.7	47.4	48.0	49.2	49.8	49.8	50.4	165°	0.0	0.0	0.0
46.7	46.7	46.7	46.7	48.0	48.6	48.0	48.6	49.2	167.5°	0.0	0.0	0.0
46.7	46.7	46.1	46.7	47.4	48.0	47.4	47.4	48.6	170°	0.0	0.0	0.0
46.1	46.7	46.1	46.1	46.7	47.4	46.7	47.4	48.0	172.5°	0.0	0.0	0.0
44.9	45.5	44.9	45.5	45.5	46.1	46.1	46.1	46.7	175°	0.0	0.0	0.0
43.8	43.8	43.8	44.4	44.4	44.9	44.9	45.5	44.9	177.5°	0.0	0.0	0.0
42.6	42.6	42.6	43.2	43.2	43.8	44.4	43.8	43.8	180°	0.0	0.0	0.0
41.3	40.7	40.1	40.7	41.3	41.3	41.9	41.3	41.9				
39.5	38.9	38.3	38.3	38.9	38.9	39.5	38.9	38.9				
36.4	36.4	35.2	35.2	35.2	35.2	35.8	35.2	34.7				
32.8	32.8	31.6	31.6	31.6	31.6	31.0	31.0	31.0				
27.3	27.9	27.9	27.3	27.3	26.7	26.7	26.1	25.5				
20.7	21.9	22.5	22.5	22.5	22.5	22.5	21.3	20.0				
14.6	16.4	18.2	18.2	17.6	17.6	17.6	15.8	14.0				
9.1	10.9	11.6	12.8	10.9	10.3	10.3	9.1	8.5				
0.0	0.0	1.2	0.6	1.8	1.8	2.5	1.2	0.6				
0.0	0.0	0.0	0.0	0.0	0.0	0.0	0.0	0.0				
0.0	0.0	0.0	0.0	0.0	0.0	0.0	0.0	0.0				
0.0	0.0	0.0	0.0	0.0	0.0	0.0	0.0	0.0				
0.0	0.0	0.0	0.0	0.0	0.0	0.0	0.0	0.0				
0.0	0.0	0.0	0.0	0.0	0.0	0.0	0.0	0.0				
0.0	0.0	0.0	0.0	0.0	0.0	0.0	0.0	0.0				
0.0	0.0	0.0	0.0	0.0	0.0	0.0	0.0	0.0				
0.0	0.0	0.0	0.0	0.0	0.0	0.0	0.0	0.0				
0.0	0.0	0.0	0.0	0.0	0.0	0.0	0.0	0.0				
0.0	0.0	0.0	0.0	0.0	0.0	0.0	0.0	0.0				



REPORT NUMBER: P227266

CATALOG NUMBER: IST-AF-600-LED-E1-SLL

SLL

CANDELA DISTRIBUTION (continued):

230°	235°	240°	245°	250°	255°	260°	265°		270°	275°	280°	285°
0.0	0.0	0.0	0.0	0.0	0.0	0.0	0.0	0°	1192.6	1192.6	1192.6	1192.6
0.0	0.0	0.0	0.0	0.0	0.0	0.0	0.0	2.5°	1024.3	1046.8	1049.9	1052.8
0.0	0.0	0.0	0.0	0.0	0.0	0.0	0.0	5°	842.1	864.5	851.8	857.2
0.0	0.0	0.0	0.0	0.0	0.0	0.0	0.0	7.5°	614.8	600.3	619.1	630.6
0.0	0.0	0.0	0.0	0.0	0.0	0.0	0.0	10°	449.0	466.0	473.3	486.6
0.0	0.0	0.0	0.0	0.0	0.0	0.0	0.0	12.5°	372.5	383.4	396.7	418.0
0.0	0.0	0.0	0.0	0.0	0.0	0.0	0.0	15°	302.0	309.9	326.8	347.5
0.0	0.0	0.0	0.0	0.0	0.0	0.0	0.0	17.5°	219.9	231.5	242.4	259.4
0.0	0.0	0.0	0.0	0.0	0.0	0.0	0.0	20°	147.6	152.5	165.8	173.8
0.0	0.0	0.0	0.0	0.0	0.0	0.0	0.0	22.5°	118.5	120.3	122.8	129.4
0.0	0.0	0.0	0.0	0.0	0.0	0.0	0.0	25°	106.3	107.5	109.4	111.8
0.0	0.0	0.0	0.0	0.0	0.0	0.0	0.0	27.5°	96.6	97.2	99.0	100.2
0.0	0.0	0.0	0.0	0.0	0.0	0.0	0.0	30°	88.1	87.5	88.1	89.9
0.0	0.0	0.0	0.0	0.0	0.0	0.0	0.0	32.5°	79.0	79.0	80.2	80.2
0.0	0.0	0.0	0.0	0.0	0.0	0.0	0.0	35°	68.0	67.4	68.6	70.5
0.0	0.0	0.0	0.0	0.0	0.0	0.0	0.0	37.5°	62.6	63.2	64.4	65.6
0.0	0.0	0.0	0.0	0.0	0.0	0.0	0.0	40°	59.5	60.1	61.4	62.6
0.0	0.0	0.0	0.0	0.0	0.0	0.0	0.0	42.5°	56.5	57.7	58.9	60.8
0.0	0.0	0.0	0.0	0.0	0.0	0.0	0.0	45°	54.7	55.9	57.7	59.5
0.0	0.0	0.0	0.0	0.0	0.0	0.0	0.0	47.5°	54.1	55.2	57.1	59.5
0.0	0.0	0.0	0.0	0.0	0.0	0.0	0.0	50°	52.9	54.7	56.5	58.9
0.0	0.0	0.0	0.0	0.0	0.0	0.0	0.0	52.5°	52.9	54.1	55.9	58.9
0.0	0.0	0.0	0.0	0.0	0.0	0.0	0.0	55°	51.0	52.9	54.7	57.7
0.0	0.0	0.0	0.0	0.0	0.0	0.0	0.0	57.5°	49.8	51.0	53.5	57.1
0.0	0.0	0.0	0.0	0.0	0.0	0.0	0.0	59°	49.2	50.4	52.9	56.5
0.0	0.0	0.0	0.0	0.0	0.0	0.0	0.0	60°	48.0	49.8	52.3	55.9
0.0	0.0	0.0	0.0	0.0	0.0	0.0	0.0	62.5°	46.7	48.6	51.0	54.7
0.0	0.0	0.0	0.0	0.0	0.0	0.0	0.0	65°	44.9	47.4	49.8	52.3
0.0	0.0	0.0	0.0	0.0	0.0	0.0	0.0	67.5°	43.8	44.9	47.4	49.8
								70°	41.3	42.6	44.4	46.1
								72.5°	38.3	38.9	40.1	41.9
								75°	34.1	34.7	35.2	37.0
								77.5°	29.8	29.8	30.4	32.8
								80°	25.0	25.0	25.5	26.7
								82.5°	18.8	18.8	20.0	21.9
								85°	13.4	12.8	14.6	15.8
								87.5°	7.9	7.3	7.9	7.9
								90°	0.6	1.8	1.2	1.2
								92.5°	0.0	0.0	0.0	0.0
								95°	0.0	0.0	0.0	0.0
								97.5°	0.0	0.0	0.0	0.0
								100°	0.0	0.0	0.0	0.0
								102.5°	0.0	0.0	0.0	0.0
								105°	0.0	0.0	0.0	0.0
								107.5°	0.0	0.0	0.0	0.0



REPORT NUMBER: P227266
 CATALOG NUMBER: IST-AF-600-LED-E1-SLL

CANDELA DISTRIBUTION (continued):

290°	295°	300°	305°	310°	315°	320°		270°	275°	280°	285°	290°
1192.6	1192.6	1192.6	1192.6	1192.6	1192.6	1192.6	110°	0.0	0.0	0.0	0.0	0.0
1065.0	1059.0	1063.8	1082.6	1089.3	1097.8	1126.4	112.5°	0.0	0.0	0.0	0.0	0.0
870.6	878.5	870.6	908.9	910.7	936.2	946.5	115°	0.0	0.0	0.0	0.0	0.0
639.8	650.1	667.1	692.6	699.9	736.3	767.3	117.5°	0.0	0.0	0.0	0.0	0.0
499.4	512.8	536.4	552.3	568.0	589.3	614.2	120°	0.0	0.0	0.0	0.0	0.0
443.6	457.5	478.1	498.2	520.7	537.0	557.7	122.5°	0.0	0.0	0.0	0.0	0.0
370.6	392.5	412.6	438.6	457.5	487.2	511.6	125°	0.0	0.0	0.0	0.0	0.0
283.2	313.5	333.6	365.1	393.7	419.8	452.7	127.5°	0.0	0.0	0.0	0.0	0.0
196.8	220.5	246.0	280.1	317.1	353.0	396.7	130°	0.0	0.0	0.0	0.0	0.0
135.4	148.2	167.7	203.0	241.2	292.9	340.2	132.5°	0.0	0.0	0.0	0.0	0.0
115.4	120.3	127.6	144.6	176.8	233.3	285.5	135°	0.0	0.0	0.0	0.0	0.0
102.7	106.3	111.2	119.7	136.7	175.5	233.3	137.5°	0.0	0.0	0.0	0.0	0.0
94.2	98.4	103.3	109.4	118.5	145.2	188.3	140°	0.0	0.0	0.0	0.0	0.0
82.7	85.6	89.9	96.6	103.3	124.6	166.4	142.5°	0.0	0.0	0.0	0.0	0.0
72.9	76.5	82.0	86.8	93.6	110.6	151.3	145°	0.0	0.0	0.0	0.0	0.0
68.0	71.7	76.5	80.8	85.6	99.6	140.3	147.5°	0.0	0.0	0.0	0.0	0.0
65.0	68.6	73.6	77.1	80.2	96.0	136.1	150°	0.0	0.0	0.0	0.0	0.0
63.2	67.4	71.7	74.2	80.2	97.8	125.7	152.5°	0.0	0.0	0.0	0.0	0.0
62.6	66.8	71.7	75.9	88.1	92.4	119.1	155°	0.0	0.0	0.0	0.0	0.0
63.2	66.8	72.9	85.0	85.6	87.5	111.8	157.5°	0.0	0.0	0.0	0.0	0.0
63.2	68.6	81.4	88.7	81.4	82.7	105.1	160°	0.0	0.0	0.0	0.0	0.0
63.8	71.1	84.5	82.7	79.0	77.1	97.8	162.5°	0.0	0.0	0.0	0.0	0.0
63.8	69.9	80.8	77.7	72.9	73.6	89.3	165°	0.0	0.0	0.0	0.0	0.0
62.0	69.9	77.7	70.5	66.8	69.9	82.0	167.5°	0.0	0.0	0.0	0.0	0.0
60.8	71.7	69.3	65.0	65.0	68.0	78.4	170°	0.0	0.0	0.0	0.0	0.0
60.1	73.6	65.6	63.2	63.2	67.4	76.5	172.5°	0.0	0.0	0.0	0.0	0.0
58.3	68.6	60.1	58.9	60.8	63.8	74.2	175°	0.0	0.0	0.0	0.0	0.0
54.7	57.1	55.2	55.2	57.7	61.4	72.9	177.5°	0.0	0.0	0.0	0.0	0.0
50.4	51.7	51.7	52.3	54.7	57.7	74.2	180°	0.0	0.0	0.0	0.0	0.0
46.7	46.7	48.0	48.6	50.4	54.7	71.1						
42.6	43.2	43.2	44.4	45.5	49.8	68.6						
37.6	37.6	38.9	38.9	40.7	44.9	61.4						
32.8	32.8	32.8	33.5	34.7	38.9	50.4						
27.3	27.3	27.3	27.9	28.5	32.2	38.3						
21.9	21.3	20.7	20.7	21.9	25.0	29.8						
15.1	15.1	14.6	14.6	14.6	16.4	20.0						
8.5	7.3	7.9	8.5	7.9	9.1	10.9						
0.6	1.2	1.8	2.5	2.5	2.5	3.7						
0.0	0.0	0.0	0.0	0.0	0.0	0.0						
0.0	0.0	0.0	0.0	0.0	0.0	0.0						
0.0	0.0	0.0	0.0	0.0	0.0	0.0						
0.0	0.0	0.0	0.0	0.0	0.0	0.0						
0.0	0.0	0.0	0.0	0.0	0.0	0.0						
0.0	0.0	0.0	0.0	0.0	0.0	0.0						
0.0	0.0	0.0	0.0	0.0	0.0	0.0						
0.0	0.0	0.0	0.0	0.0	0.0	0.0						
0.0	0.0	0.0	0.0	0.0	0.0	0.0						



REPORT NUMBER: P227266

CATALOG NUMBER: IST-AF-600-LED-E1-SLL

CANDELA DISTRIBUTION (continued):

295°	300°	305°	310°	315°	320°		325°	330°	335°	340°	345°	350°
0.0	0.0	0.0	0.0	0.0	0.0	0°	1192.6	1192.6	1192.6	1192.6	1192.6	1192.6
0.0	0.0	0.0	0.0	0.0	0.0	2.5°	1122.7	1138.5	1163.4	1168.3	1188.4	1202.3
0.0	0.0	0.0	0.0	0.0	0.0	5°	951.4	989.1	1002.4	1028.6	1074.1	1097.2
0.0	0.0	0.0	0.0	0.0	0.0	7.5°	784.9	813.5	845.7	887.6	921.1	960.6
0.0	0.0	0.0	0.0	0.0	0.0	10°	645.8	686.5	728.4	762.5	809.3	856.6
0.0	0.0	0.0	0.0	0.0	0.0	12.5°	573.5	596.0	637.3	685.3	743.6	796.5
0.0	0.0	0.0	0.0	0.0	0.0	15°	535.8	562.6	606.9	658.0	720.0	785.5
0.0	0.0	0.0	0.0	0.0	0.0	17.5°	489.1	531.6	582.1	654.9	735.1	826.2
0.0	0.0	0.0	0.0	0.0	0.0	20°	442.9	494.5	560.8	656.7	767.9	886.4
0.0	0.0	0.0	0.0	0.0	0.0	22.5°	402.2	463.6	547.4	667.7	809.9	967.8
0.0	0.0	0.0	0.0	0.0	0.0	25°	354.1	436.2	537.0	690.2	874.2	1077.2
0.0	0.0	0.0	0.0	0.0	0.0	27.5°	315.9	410.1	521.9	709.6	933.1	1182.2
0.0	0.0	0.0	0.0	0.0	0.0	30°	273.4	379.7	500.6	716.3	1004.8	1268.6
0.0	0.0	0.0	0.0	0.0	0.0	32.5°	239.4	351.2	476.3	710.2	1037.1	1328.7
0.0	0.0	0.0	0.0	0.0	0.0	35°	223.0	330.5	455.6	689.0	1063.8	1393.7
0.0	0.0	0.0	0.0	0.0	0.0	37.5°	212.1	308.0	435.6	653.7	1094.1	1458.1
0.0	0.0	0.0	0.0	0.0	0.0	40°	198.0	290.4	419.2	628.2	1117.9	1511.5
0.0	0.0	0.0	0.0	0.0	0.0	42.5°	185.3	274.6	406.4	605.7	1123.9	1559.6
0.0	0.0	0.0	0.0	0.0	0.0	45°	174.4	264.8	396.7	606.9	1128.2	1626.4
0.0	0.0	0.0	0.0	0.0	0.0	47.5°	165.8	255.7	393.1	627.6	1173.1	1719.4
0.0	0.0	0.0	0.0	0.0	0.0	50°	157.9	247.9	387.0	667.7	1245.4	1845.1
0.0	0.0	0.0	0.0	0.0	0.0	52.5°	148.8	236.9	379.1	709.0	1324.4	2013.4
0.0	0.0	0.0	0.0	0.0	0.0	55°	136.7	222.4	370.6	743.6	1431.9	2218.2
0.0	0.0	0.0	0.0	0.0	0.0	57.5°	117.8	205.3	365.1	761.3	1498.2	2336.0
0.0	0.0	0.0	0.0	0.0	0.0	59°	108.1	188.9	362.1	752.8	1515.8	2356.1
0.0	0.0	0.0	0.0	0.0	0.0	60°	102.7	179.2	357.2	742.5	1520.7	2343.3
0.0	0.0	0.0	0.0	0.0	0.0	62.5°	95.3	156.1	337.2	690.8	1452.6	2188.9
0.0	0.0	0.0	0.0	0.0	0.0	65°	97.2	147.6	291.6	588.1	1296.5	1887.7
0.0	0.0	0.0	0.0	0.0	0.0	67.5°	99.6	144.0	252.2	475.1	1033.4	1561.9
						70°	97.8	142.2	229.0	377.9	774.0	1169.5
						72.5°	95.3	134.3	198.7	303.8	490.9	819.0
						75°	84.5	113.0	156.1	208.4	309.9	596.6
						77.5°	66.2	86.8	110.6	129.4	157.3	421.0
						80°	48.6	63.2	72.3	77.7	87.5	287.3
						82.5°	34.7	42.6	46.1	49.2	58.3	215.0
						85°	26.1	29.8	32.2	32.2	39.5	151.9
						87.5°	14.6	15.1	15.1	16.4	19.4	41.3
						90°	4.3	4.3	3.7	4.3	3.1	2.5
						92.5°	0.0	0.0	0.0	0.0	0.0	0.0
						95°	0.0	0.0	0.0	0.0	0.0	0.0
						97.5°	0.0	0.0	0.0	0.0	0.0	0.0
						100°	0.0	0.0	0.0	0.0	0.0	0.0
						102.5°	0.0	0.0	0.0	0.0	0.0	0.0
						105°	0.0	0.0	0.0	0.0	0.0	0.0
						107.5°	0.0	0.0	0.0	0.0	0.0	0.0



REPORT NUMBER: P227266
 CATALOG NUMBER: IST-AF-600-LED-E1-SLL

CANDELA DISTRIBUTION (continued):

355°	359°	360°		325°	330°	335°	340°	345°	350°	355°
1192.6	1192.6	1192.6	110°	0.0	0.0	0.0	0.0	0.0	0.0	0.0
1218.1	1227.2	1234.5	112.5°	0.0	0.0	0.0	0.0	0.0	0.0	0.0
1132.4	1154.9	1159.2	115°	0.0	0.0	0.0	0.0	0.0	0.0	0.0
1004.2	1040.8	1053.4	117.5°	0.0	0.0	0.0	0.0	0.0	0.0	0.0
910.1	949.6	962.9	120°	0.0	0.0	0.0	0.0	0.0	0.0	0.0
858.5	904.6	919.2	122.5°	0.0	0.0	0.0	0.0	0.0	0.0	0.0
859.7	914.9	936.2	125°	0.0	0.0	0.0	0.0	0.0	0.0	0.0
915.5	978.8	1004.8	127.5°	0.0	0.0	0.0	0.0	0.0	0.0	0.0
1011.6	1103.3	1122.7	130°	0.0	0.0	0.0	0.0	0.0	0.0	0.0
1141.6	1231.5	1260.7	132.5°	0.0	0.0	0.0	0.0	0.0	0.0	0.0
1263.7	1382.7	1405.2	135°	0.0	0.0	0.0	0.0	0.0	0.0	0.0
1384.0	1501.8	1521.8	137.5°	0.0	0.0	0.0	0.0	0.0	0.0	0.0
1476.9	1600.3	1617.3	140°	0.0	0.0	0.0	0.0	0.0	0.0	0.0
1566.2	1705.4	1724.2	142.5°	0.0	0.0	0.0	0.0	0.0	0.0	0.0
1665.9	1819.6	1841.4	145°	0.0	0.0	0.0	0.0	0.0	0.0	0.0
1755.8	1931.9	1946.0	147.5°	0.0	0.0	0.0	0.0	0.0	0.0	0.0
1855.4	2023.7	2027.4	150°	0.0	0.0	0.0	0.0	0.0	0.0	0.0
1936.9	2091.7	2093.0	152.5°	0.0	0.0	0.0	0.0	0.0	0.0	0.0
2015.8	2155.6	2156.2	155°	0.0	0.0	0.0	0.0	0.0	0.0	0.0
2098.5	2225.4	2216.3	157.5°	0.0	0.0	0.0	0.0	0.0	0.0	0.0
2229.0	2308.1	2317.2	160°	0.0	0.0	0.0	0.0	0.0	0.0	0.0
2427.8	2498.1	2508.5	162.5°	0.0	0.0	0.0	0.0	0.0	0.0	0.0
2658.5	2756.4	2742.4	165°	0.0	0.0	0.0	0.0	0.0	0.0	0.0
2756.4	2868.1	2879.7	167.5°	0.0	0.0	0.0	0.0	0.0	0.0	0.0
2740.0	2892.5	2911.9	170°	0.0	0.0	0.0	0.0	0.0	0.0	0.0
2713.9	2885.2	2908.9	172.5°	0.0	0.0	0.0	0.0	0.0	0.0	0.0
2565.7	2809.2	2846.4	175°	0.0	0.0	0.0	0.0	0.0	0.0	0.0
2316.6	2651.9	2704.2	177.5°	0.0	0.0	0.0	0.0	0.0	0.0	0.0
1996.4	2416.8	2458.7	180°	0.0	0.0	0.0	0.0	0.0	0.0	0.0
1557.7	1964.2	2000.0								
1035.2	1348.8	1410.8								
658.0	870.0	858.5								
485.4	565.6	566.2								
352.4	388.2	383.9								
272.8	236.9	236.3								
95.3	83.9	82.0								
41.3	34.7	35.2								
1.8	1.8	2.5								
0.0	0.0	0.0								
0.0	0.0	0.0								
0.0	0.0	0.0								
0.0	0.0	0.0								
0.0	0.0	0.0								
0.0	0.0	0.0								
0.0	0.0	0.0								
0.0	0.0	0.0								

